

JARREX

Explosion Proof Jelly Jar Light



JELLY JAR LIGHT CLASS I DIVISION 1

Product Description:

The Jarrex Explosion Proof Jelly Jar Light is designed for a lumen output range of 2800 - 5600 lm. With their six mounting options, low maintenance and high efficiency, they provide operators with a valuable alternative to traditional hazardous location luminaries. Their special heat dissipating design, anti-vibration technology and Meanwell Driver & SMT LED chipset ensure a high lifespan with maximum lumen retention.

Classifications / Ratings

- **Class I, Division 1, Groups C, D**
- **Class I, Division 2, Groups A, B, C, D**
- **Class II, Division 1, Groups E, F, G**
- **Class II, Division 2, Groups F**
- **Class III**

Environmental

- Ambient Operating Temperature -40 °F ~ +200°F
- Temperature Rating **C1D1 T3**
- Ingress Protection Rating of **IP66**
- Impact Protection of **IK10**
- Average Life of 50,000 Hours.

Construction

Housing Aluminum

Cover Material / Lens Toughened Glass

Base / Power Supply Direct Wire

Finish Gray

Application Areas

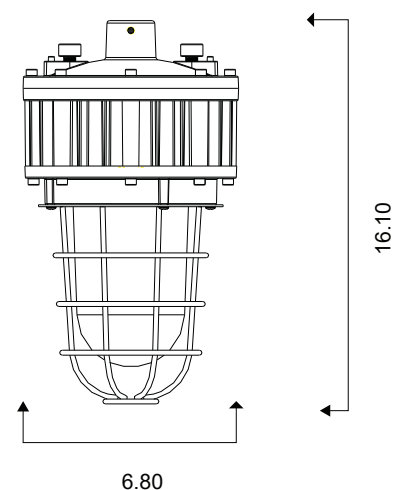
- Oil and gas industry
- Chemical industry
- Marine and aerospace field
- Metal treatment
- Food and alcohol industry

Warranty

- 5-year limited system warranty standard
- Warranty does not cover product failure due to an overvoltage event (power surge)



Dimension Diagram



Product Specifications:

Item	Specification	Details		
Model Version		G1L140		
Electrical	Power	20W	30W	40W
	Voltage	100-277 V AC 50/60 Hz		
	Current	0.08A	0.12A	0.16A
	Power Factor	>0.9		
	Surge Protection	10 kV		
Lighting Performance	Lumens	2800 lm	4200 lm	5600 lm
	Efficacy	140 lm/W		
	Color Temperature (CCT)	4000 K, 5000 K		
	Color Rendering (CRI)	70		
	Beam Angle	120° (40°, 60°, 90°, can be made as per request)		

Ordering Information : Typical order example: IK-EX-G1L140-20W-40K-CID1 -FM

IK	EXHB	G1L140			CID1	
BRAND	FAMILY	MODEL	POWER	CCT	CLASSIFICATION	MOUNTING OPTIONS
IK IKIO	EXHB Explosion Proof High Bays	G1L140 Jarrex Explosion Proof Jelly Jar Light	<input type="checkbox"/> 20W <input type="checkbox"/> 30W <input type="checkbox"/> 40W	<input type="checkbox"/> 40K for 4000K <input type="checkbox"/> 50K for 5000K	CID1 CID1 Explosion Proof Rated	<input type="checkbox"/> CM Ceiling Mount (Default) <input type="checkbox"/> PM Pole Mount- Straight <input type="checkbox"/> BPM Pole Mount- Bent <input type="checkbox"/> HM Hanging Mount <input type="checkbox"/> SMW Stanchion Wall Mount <input type="checkbox"/> SPM90D Stanchion Pole Mount- 90D Support <input type="checkbox"/> SPM25D Stanchion Pole Mount- 25D Support <input type="checkbox"/> WMJB90D Wall Mount With Junction Box- 90D <input type="checkbox"/> WMJB25D Wall Mount With Junction Box- 25D


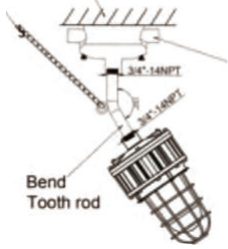



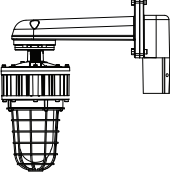


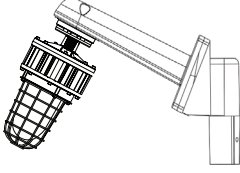


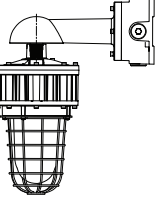
*Default Mounting Bracket Is Ceiling Mount.
*Refer Accessories Table Before Selecting Your Desired Mounting Options.

Accessories Table:

Mounting Option	Model Ordering Code	Accessories Description	Accessories Image	Product Image
Ceiling Mount	CM	Ceiling Mount Bracket IK-EX-CM		
		Metal Conduit IK-EX-MC		
Pole Mount- Straight	PM	Junction Box IK-EX-JB		
		Straight Pipe IK-EX-SP		
		Pendant Adaptor IK-EX-ADAPTOR		

Order Separately, Not included with "PM" ordering code

Accessories Table:

Mounting Option	Model Ordering Code	Accessories Description	Accessories Image	Product Image
Pole Mount- Bent	BPM	Junction Box IK-EX-JB		
		Bent Pipe IK-EX-BPP		
		Chain IK-EX-CHAIN		
Stanchion Pole Mount 90D support	SPM90D	Stanchion Mount Arm IK-EX-SM		
		90D Support IK-EX-90DS		
Stanchion Pole Mount 25D support	SPM25D	Stanchion Mount Arm IK-EX-SM		
		25D Support IK-EX-25DS		
Wall Mount With Junction Box- 90D	WMJB90D	Wall Mount- 90D IK-EX-WMJB90D		
Wall Mount With Junction Box- 25D	WMJB25D	Wall Mount- 25D IK-EX-WMJB25D	